



The Original! Often Imitated, Never Duplicated!  
Available in a Wide Range Of Sizes, Materials,  
and Ratings to Meet Virtually Any Customer  
Application!

Nectar Incorporation Is the Industry Leader Others Have Attempted to Duplicate but Is Unparalleled in Selection, Capability and Dependability. In Addition to Being the Most Recognized Brand of Hub on the Market, Myers Offers Larger Aluminum Hubs, Atex Approved Hubs, Cap-offs, Drains, and More!



nectar  
incorporation

## Cam lock Couplings

Cam lock Couplings Are Manufactured in Compliance With Mil-c-27487 (a-a-59326) Specification. Their Construction, as Well as Operation, Is Very Simple. The Coupling Is Connected Just by Opening the Coupler Arms and Inserting the Adapter Into the Coupler. The Cam Arms Are Then Closed Under Normal Hand Pressure to Complete Joint. The Standard Coupling Is Supplied With a Nitrile/Silicon Rubber Seal That Is Placed in the Groove of a Coupler. The Couplings Are Made of: Aluminium, Brass (Bronze), Aisi 316 Stainless Steel, Polypropylene Reinforced With Bre Glass. Handles Are Made of Aisi 304 Stainless Steel as a Standard for All Couplings Made of Brass, Stainless Steel, Polypropylene and for Aluminium Couplings in Sizes 1/2", 3/4", 1", 5" and 6". The Couplings Made of Aluminium in Sizes Ranging From 1.1/4" to 4" Have Brass Handles as a Standard.

Polypropylene Couplings in Size 1/2" Have 3/4" Coupler and 3/4" Adapter, However, 1.1/4" Couplings Have 1" Coupler and 1" Adapter as a Standard (Couplings With 1.1/2" Coupler and Adapter Are Also Available).

Crs and Ers Couplings in Size 1.1/2" Are Available as a Version for Hoses With Either 38 MM or 40 MM Inside Diameter.

# Cam lock Couplings





## Cam lock Couplings Details

**Working pressure chart (bar)**

Material/ size	1/2"	3/4" ÷ 2"	2.1/2"	3"	4"	5", 6"
Brass	9	10	10	10	10	5
Aluminium	9	10	10	10	10	5
AISI 316L	10	10	10	10	10	9

**Nectar Incorporation** Ltd. supplies two types of CAM LOCK Couplings:

 **SNAP LOCK**® - manufactured by Action Seal tight, Heavy Duty type; designed for essential industrial connections,

 **ECONOMY** - economical version of CAM LOCK tings for general industrial application. This version comes with reduced wall thickness, economical Nish, and with reduced mechanical resistance. Yet it meets all pressure requirements.

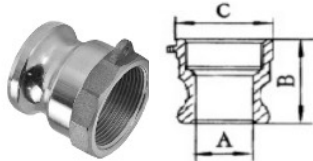
**Temperature range of seal material**

Temperature	NBR	EPDM	Viton	Neoprene	PTFE / NBR	PTFE / Viton	FEP/ silicone
Minimum	-40°C	-30°C	-40°C	-50°C	-40°C	-40°C	-60°C
Maximum	+93°C	+150°C	+200°C	+107°C	+93°C	+200°C	+205°C



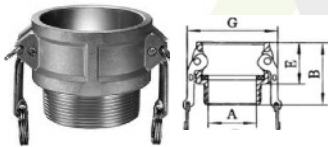
## Cam lock Couplings Specifications

**Type A Cam lock - Male Cam lock / Female BSP**



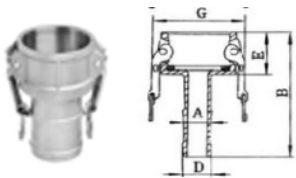
Dimensions inch	1/2"	3/4"	1"	1 1/4"	1 1/2"	2"	2 1/2"	3"	4"
millimetres	15	20	25	32	40	50	65	80	100
A	21	21	26	28.5	36	50	56.5	75	109.2
B	38	38	45	56	60	61	87	66.5	72
C	32	32	38	48	56	63	83	91.5	119.5

**Type A Cam lock - Male Cam lock / Female BSP**



Dimensions inch	1/2"	3/4"	1"	1 1/4"	1 1/2"	2"	2 1/2"	3"	4"
millimetres	15	20	25	32	40	50	65	80	100
A	14	14	24	28	35	51	58	72	98
B	52	52	64	72	73	80	90	94	101
E	32	32	40	48	49	54	59	60	62
G	53	53	60	78	85	96	110	127	156

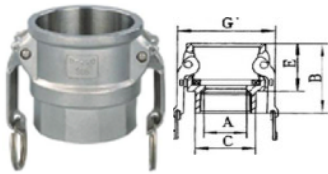
**Type C Cam lock - Female Cam lock / Male Hose bar**



Dimensions inch	1/2"	3/4"	1"	1 1/4"	1 1/2"	2"	2 1/2"	3"	4"
millimetres	15	20	25	32	40	50	65	80	100
A	14	14	25	25	31	43	55	67	92
B	92	92	94	118	121	138	155	164	175
D	20	20	31	33	39	52	65	77	103
E	32	32	36	48	49	54	59	60	62
G	53	53	60	78	85	96	110	127	156

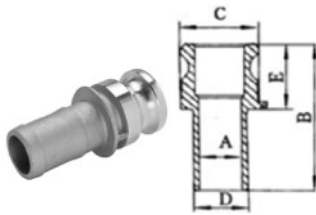
## Cam lock Couplings Specifications

### Type D Cam lock - Female Cam lock / Female BSP



Dimensions inch	1/2"	3/4"	1"	1 1/4"	1 1/2"	2"	2 1/2"	3"	4"
millimetres	15	20	25	32	40	50	65	80	100
A	16	19	26	30	39	50	58	72	98
B	52	52	62	68	71	78	85	91	96
C	32	32	40	48	56	67	83	96	127
E	32	32	40	48	49	54	59	60	62
G	53	53	60	78	85	96	110	127	156

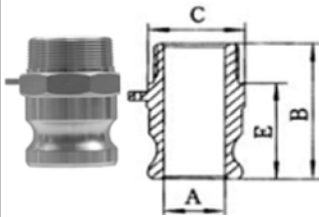
### Type E Cam lock - Male Cam lock / Male Hose bar



Dimensions inch	1/2"	3/4"	1"	1 1/4"	1 1/2"	2"	2 1/2"	3"	4"
millimetres	15	20	25	32	40	50	65	80	100
A	14	19	24	28	35	48	58	72	98
B	98	98	110	121	125	140	158	170	182
D	20	20	26	33	39	52	65	77	103
E	40	40	46	53	56	61	65	66	70
C	34	34	38	48	56	66	80	102	132

## Cam lock Couplings Specifications

### Type D Cam lock - Female Cam lock / Female BSP



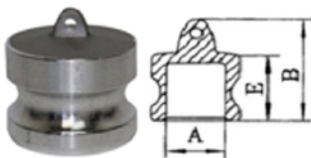
Dimensions inch	1/2"	3/4"	1"	1 1/4"	1 1/2"	2"	2 1/2"	3"	4"
millimetres	15	20	25	32	40	50	65	80	100
A	21	21	24	28.5	36	45	56.5	73	98
B	56	56	72	80	84	88	100	106	114
C	32	32	40	48	56	67	83	96	127
E	39	39	48	56	61	62	69	74	79

### Type DC Cam lock - Dust Cap



Dimensions inch	1/2"	3/4"	1"	1 1/4"	1 1/2"	2"	2 1/2"	3"	4"
millimetres	15	20	25	32	40	50	65	80	100
B	45	45	54	65	69	80	84	85	94
E	32	35	40	48	49	54	59	60	62
G	53	53	60	78	85	96	110	127	156

### Type DP Cam lock - Dust Plug



Dimensions inch	1/2"	3/4"	1"	1 1/4"	1 1/2"	2"	2 1/2"	3"	4"
millimetres	15	20	25	32	40	50	65	80	100
A	21	21	24	29	36	45	57	73	98
B	37	37	44	55	64	68	70	80	80
E	24	24	30	38	41	43	45	52	48



nectar  
incorporation



Plot No.35, AT - Bhojapara,  
Near Galaxy Petrol Pump, Gondal  
Rajkot, Gujarat-India, 360311

+91 81489 00009

[www.nectarinc.in](http://www.nectarinc.in)

[nectarincorporation@gmail.com](mailto:nectarincorporation@gmail.com)